



2024-2025

ONTARIO YOUNG LIBERALS HANDBOOK

YOUR GUIDE TO STARTING AS A YOUNG LIBERAL

TABLE OF CONTENTS

Message from the President.....	3
Understanding OYL Clubs.....	4
Types of OYL Clubs.....	4
Objectives of OYL Clubs.....	5
Leadership and Governance.....	6
Campus Clubs.....	7
How to Start a Campus Club.....	7
Riding Clubs.....	10
How to Start a Riding Club.....	10
Running a Successful OYL Club.....	13
Finances.....	15
Budgeting.....	15
Requesting Funding.....	15
Local Support.....	16
Understanding the Constitution.....	16
The Future Starts with You.....	18
OYL BRANDING GUIDE.....	19
Logos & Graphics.....	20
Club Logos and Branding:.....	21
Conclusion.....	22
2024-25 Executive Contacts.....	23

MEET THE EXECUTIVE



PALWASHAH ALI
President



KEAGAN MCNEIL
Executive Vice-President



MACKENZIE COLLINGS
*Vice-President
(Organization)*



**CAMERON
MIRANDA-RADBORD**
Vice-President (Equity)



BRUCE BAKER
Vice-President (French)



LAUREN WILKINSON
Treasurer



SHYAN HAYDER
*Communications
Director*



STACY KISELIOUK
Riding Director



TRÉDEN ROSEAU
Student Director



SOOBIN SUNG
*Community
Engagement Director*



HAMZA KAMAL
Policy Director



EMMA FORTUNATO
*Election Readiness
Director*

MEET THE COORDINATORS



EWAN WILTON
*Central West
Regional Coordinator*



LAURA PAGE
*Central East
Regional Coordinator*



DANIEL MOJARRAB
*Central North
Regional Coordinator*



DANIEL PARK
*Toronto (Y/N/YS)
Regional Coordinator*



JONAH ROSEN
*Toronto (E/D/EY)
Regional Coordinator*



GILVAN GREIG-CLARKE
*South West
Regional Coordinator*



DOMENIC SBERGIO
*High School
Coordinator*

VACANCIES:

- *South Central Regional Coordinator*
- *North Regional Coordinator*
- *East Regional Coordinator*

TO APPLY FOR ANY VACANCIES, PLEASE EMAIL [INFO@OYL.ORG](mailto:info@oyl.org)

Message from the President

As President of the Ontario Young Liberals, I want to thank you for your commitment to shaping the future of our province. Young people like you bring fresh perspectives, passion, and an unstoppable drive for change—qualities that are essential to building a stronger, more inclusive democracy. **Together**, we are the future of the Ontario Liberal Party, and your energy, ideas, and activism will play a pivotal role in the direction we take.

Whether you're just starting your journey in politics or you're already an experienced member, this guidebook is here to help you succeed. It's packed with practical advice and resources that will support you as you organize events, grow your club, engage with the broader political community, and develop leadership skills that will last a lifetime.

Being part of the OYL isn't just about political engagement—it's about making a difference in your community, building meaningful connections with others who share your values, and becoming a leader in the fight for progress. As an Ontario Young Liberal, you have the power to influence policy, advocate for the issues that matter most, and directly contribute to the democratic process.

While starting and managing a club can present its challenges, I want you to know that you are never alone. The OYL community is here to support you at every step, whether it's your first meeting or your first campaign. We are all in this together, working toward the shared goal of making Ontario a better place for everyone.

I'm incredibly excited for the journey ahead and for the change we will create together. The future is bright, and with your passion and leadership, the possibilities are limitless.

Thank you for being part of the Ontario Young Liberals. Let's make an impact, one step at a time.

Sincerely,

Palwashah Ali (she/her)

President, Ontario Young Liberals

Understanding OYL Clubs

OYL Clubs are foundational to youth engagement within the Ontario Liberal movement. They serve as entry points for young people to develop political literacy, build leadership experience, and take meaningful action within their communities. Through advocacy, education, and grassroots involvement, these clubs cultivate a dynamic network of youth committed to progressive change.

This section introduces the core concepts and structures that underpin OYL Clubs, equipping you with the knowledge to participate effectively, or lead, within the organization.

Types of OYL Clubs

The OYL Constitution recognizes two primary types of clubs, each designed to foster youth engagement in different but complementary ways.

1. **Campus Clubs:** Campus Clubs are rooted in post-secondary institutions and bring political discourse directly into student life. They provide spaces for young Liberals to connect with peers, explore policy issues, and organize around shared values, strengthening the presence of progressive ideas on campus.
2. **Riding Clubs:** Riding Clubs operate within local [electoral ridings](#) and focus on community-based engagement. In partnership with Provincial Liberal Associations (PLAs), they mobilize young voters, support local campaigns, and create opportunities for youth to shape the political conversation at the grassroots level.

Objectives of OYL Clubs

Clubs can be stated to have the following objectives:

1. To promote Liberal policies and principles while fostering youth political engagement;
2. To promote the election of Liberal members to the Provincial legislature;
3. To determine and develop policy that reflects the concerns and ideas of its members

Leadership and Governance

Effective leadership is the backbone of a strong OYL Club. Each club is led by an elected executive team responsible for guiding its activities, representing its members, and ensuring alignment with the values and goals of the Ontario Liberal Party. Executive positions may be filled through election or acclamation, and all members of an executive must be registered with the OLP.

Every club is required to establish the following core positions:

- **President:** Provides overall leadership, sets strategic direction, and serves as the official club representative.
- **Vice President:** Supports the President and assumes leadership responsibilities as needed.
- **Secretary:** Maintains internal communication, records meeting minutes, and manages membership documentation.
- **Treasurer:** Oversees financial management, including budgeting, fundraising, and expense tracking.
- **Membership Director:** Leads membership engagement, maintains records, and drives recruitment efforts.

Official Meetings

OYL clubs are expected to hold two core types of meetings to ensure continuity and alignment with constitutional standards.

- **Founding Meeting:** This is the club's inaugural meeting, during which members elect the first executive team, adopt a constitution, and formally establish the club under the Ontario Young Liberals.
- **Annual General Meeting (AGM):** Held between 10 and 15 months after the previous AGM or Founding Meeting, the AGM provides members the opportunity to elect a new executive, propose constitutional amendments, reflect on the year's accomplishments, and set priorities for the term ahead.

Campus Clubs

Thinking of starting a campus club? Reach out to the OYL Student Director, your main point of contact throughout the founding process. From laying your groundwork to assembling your team, they'll provide guidance, resources, and support every step of the way. The Student Director is dedicated to not just helping you launch your club, but ensuring it's positioned for long-term success.

How to Start a Campus Club

Executive Requirements

1. Find Like-Minded Members

To start a campus club, you'll need a core executive of at least five (5) young Liberals, aged 14 to 25, who are currently enrolled at your institution. If you're having trouble finding others, the OYL team can assist in connecting you with students on your campus.

To confirm eligibility, photo proof of valid student ID must be submitted for all five founding members.

2. Contact the OYL Student Director

Once you've assembled your team, contact the **OYL Student Director** for next steps. Their information is available on the [OYL website](#).

3. Submit Your Meeting Notices

Complete your founding meeting notice and submit it to the Student Director **at least 21 days** before your proposed meeting date.

Note: All founding meetings and AGMs must have a meeting chair to ensure procedural compliance.



The Western University Liberal Association, at their club founding meeting (2025)

4. Hold Your Founding Meeting

Once your documents are approved, you'll be authorized to host your founding meeting. During this meeting, you must:

- Elect your executive team
- Formally adopt your club's constitution

This meeting marks the beginning of your club's work on campus, and your launch as an official chapter of the Ontario Young Liberals.

5. Submit Your Documentation

Within 14 days of your founding meeting, you must submit the following to the OYL President, Student Director, Communications Director, and your Regional Coordinator:

- Your ratified constitution
- Founding meeting minutes
- A list of executive members, including contact information
- A complete membership list

Timely submission of these materials ensures your club is formally recognized by both the OYL and OLP.

6. Ensure Ratification with Your Student Union

Ratification is essential to establishing your club on campus. To unlock the full benefits of being a campus organization, pursue official ratification through your student union as a priority. Ratification offers critical advantages, including:

- **The use of campus spaces:** Recognition typically grants access to book meeting rooms, event spaces, and other on-campus resources.
- **Recruitment opportunities:** A ratified club can advertise through official student channels such as club directories and campus fairs.
- **Branding permission:** Many institutions only permit the use of its name or logo in club branding once formal recognition is granted.

The ratification process may vary across schools. Be sure to review your institution's specific requirements.



OYL Queen's Park Day (2025)

Next Steps

Host a Kickoff Social

After your founding meeting, plan a social event to welcome members, build momentum, and start creating a sense of community. This is your chance to make a strong first impression.

Establish an Online Presence

Set up social media accounts for your club. Engaging, consistent content is key to recruiting new members and retaining current ones.

Stay Engaged within the OLP and OYL

Encourage members to stay engaged beyond campus through campaign volunteering, AGMs, and events like OYL Summer Fling. For updates and opportunities, follow OYL and OLP on social media. Check their websites regularly.

Focus on Growth

Recruitment is the lifeblood of your club. Use a mix of strategies, including:

- Word of mouth
- Social media campaigns
- Posters and flyers (where permitted)
- Club fairs and campus events
- Co-hosting events with other political or social clubs

A strong, engaged membership base will help your club thrive and leave a lasting impact both on campus and within the party.



The Queen's University Liberal Association in action (2025)

Riding Clubs

Thinking of starting a riding club? Reach out to the OYL Riding Director, your main point of contact throughout the founding process. Whether you're developing the idea or ready to send your notice, they'll provide the resources to make launching your club simple. The Riding Director will not only help get your club started, but also help you build something meaningful that lasts.

How to Start a Riding Club

1. Build Your Founding Team

You'll need at least five (5) registered young Liberals, aged 14 to 25, to form your executive team. If you're unsure where to begin, the OYL can help connect you with interested members in your riding.

2. Connect with Your OYL Riding Director

Once you've assembled your team, contact the **OYL Riding Director**. They'll provide the next steps along with necessary information and materials. Executive contact information is available on the [OYL website](#).

3. Submit Your Meeting Notices

Complete your founding meeting notice and submit it to the Riding Director **at least 21 days** before your proposed meeting date.

Note: All founding meetings and AGMs must have a meeting chair to ensure procedural compliance.

4. Hold Your Founding Meeting

Once your documents are approved, you'll be authorized to host your founding meeting. During this meeting, you must:

- Elect your executive team
- Formally adopt your club's constitution

This meeting marks the beginning of your club's work in the community, and your launch as an official chapter of the Ontario Young Liberals.

5. Submit Your Documentation

Within 14 days of your founding meeting, you must submit the following to the OYL President, Riding Director, Communications Director, and your Regional Coordinator:

- Your ratified constitution
- Founding meeting minutes
- A list of executive members, including contact information
- A complete membership list

Timely submission of these materials ensures your club is formally recognized by both the OYL and OLP.

Next Steps

Set Your Club in Motion

Following your founding meeting, focus on building a strong and stable riding club. Begin by:

- **Establishing regular meetings** to keep members informed, engaged, and connected
- **Setting clear goals and action plans** to guide your club's priorities and local initiatives
- **Creating a recruitment and retention strategy** to grow your membership and maintain active involvement

As your club grows, stay in close contact with your Regional Coordinator and Riding Director. Their insight will ensure your work aligns with the OYL's broader goals and expectations.

Grow Your Membership

Unlike campus clubs, riding clubs don't benefit from a centralized student community, making intentional outreach essential; strategic engagement is key to building momentum within your riding.

Consider the following approaches to expand your membership and presence:

- **Host social events** to raise awareness and build interest
- **Use social media** to share updates, spotlight members, and attract new supporters
- **Connect with local high schools** through flyers, student councils, or personal outreach
- **Leverage personal networks** and encourage members to bring friends or classmates
- **Engage with youth councils** linked to your local Liberal MP or MPP to strengthen relationships and expand your reach

The more active and diverse your membership, the stronger your club will be, and the greater your role becomes in amplifying young Liberal voices across your riding.



The York Centre Provincial Young Liberals canvassing (2024)

Running a Successful OYL Club

Whether strengthening an old club or starting a new one, here's how to build momentum, host engaging events, and ensure club longevity.

Build a Network

Establish relationships with other OYL clubs to exchange ideas and expand your reach. Cross-club collaboration not only amplifies your impact, but also fosters a shared sense of purpose across the province. If you're unsure where to begin, reach out to your Regional Coordinator for support.

Get Creative

From policy discussions to social events, focus on ideas that keep engagement high. Strong execution is key, but so is creativity. Don't shy away from fresh ideas; the most impactful events are often the ones that do things differently.

Lines of Succession

If you're on the executive team and plan to graduate or step down, ensure there are dedicated members prepared to take your place. Make it a priority to mentor potential successors and keep the club's vision alive. This guarantees the club's longevity.

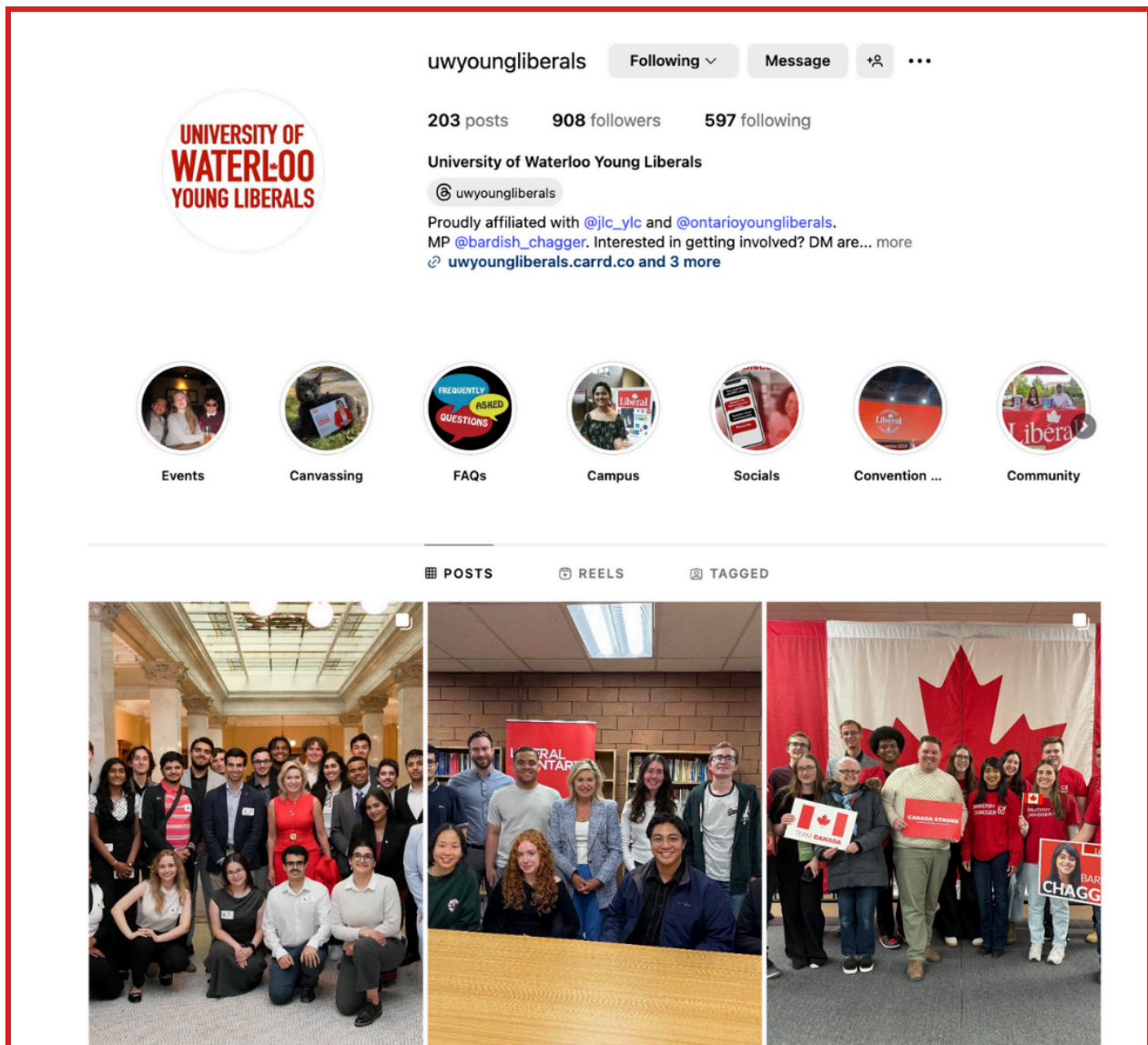
Social Media

An active social media presence helps attract new members and highlights your club's impact. During recruitment periods, like campus club fairs or the start of a new semester, consistent, relevant content makes your club more visible and approachable. Post content such as:

- Event promotions and recaps
- Member spotlights and "Meet the Team" posts
- Policy updates or political news
- Interactive stories (polls, Q&As, reposted OYL content)
- Reels and trends with a political angle

Social Media Tips for Success

- Keep branding and tone consistent
- Use clear, engaging captions and hashtags
- Stay professional – you represent the Ontario Liberal Party
- Tag or collaborate with @ontarioyoungliberals so we can amplify your post
- Look to other clubs for inspiration



Instagram page of the University of Waterloo Young Liberals (2025)

Record Keeping

Each executive member should take responsibility for keeping accurate and accessible records where essential. For example:

- The **Treasurer** should maintain a detailed, up-to-date record of all expenses.
- The **Membership Director** should keep a current and well-organized membership list.

Clubs should also retain all core documents, including meeting minutes, your constitution, and financial records for future reference. These materials may not only support internal planning, but also be required by the OYL to verify club activity and compliance. In addition, keeping these records ensures smoother leadership transitions year by year.

Finances

Budgeting

Every club should keep an accurate and up-to-date expense tracker to monitor club spending. Good financial management is essential to running effective events and maintaining club operations.

Requesting Funding

If your club is looking to host an event, you can apply for funding through the OYL by filling out the funding request form available on the OYL website. Submit the completed form to the OYL Treasurer through email and CC either the Student or Riding Director, as well as your Regional Coordinator.

Please submit your funding request well in advance of your event and especially before any expenses are incurred. This will give our team enough time to process your request and ensure we are able to support you. Be sure to hold on to any receipts if you have an approved funding request.

Example: If you are a campus club in Downtown Toronto (such as the University of Toronto St. George Campus), you will need to email the following individuals.

- Toronto (Etobicoke / Downtown / East York) Regional Coordinator, Jonah Rosen (jonahmrosen@gmail.com)
- Student Director, Treden Roseau (troseau@oyl.org)
- Treasurer, Lauren Wilkinson (lwilkinson@oyl.org).

Example: If you are a riding club in Central West (Halton/Peel regions), you will need to email the following individuals:

- Central West Regional Coordinator, Ewan Wilton (ewilton02@gmail.com)
 - Riding Director, Stacy Kiseliouk (skiseliouk@oyl.org)
 - Treasurer, Lauren Wilkinson (lwilkinson@oyl.org).
-

For our full list of Regional Coordinators and their contact information, go to oyl.org/our-team.

Local Support

Your club may also request funding from local Provincial Liberal Associations (PLAs). If you're unfamiliar with the PLAs in your region, or need help establishing connections, your Regional Coordinator may provide guidance.

Understanding the Constitution

A constitution is your club's governing document. It outlines how your organization is structured, how decisions are made, and what responsibilities each executive holds. Think of it as the rulebook that keeps your club accountable, organized, and aligned with the broader objectives of the OYL.

Every OYL club is required to adopt a version consistent with the OYL Constitution. Any rule or article which is antithetical and / or non-compliant with the OYL constitution is completely null and void. Templates are available on the OYL website to help get you started.

Customizing Your Constitution


While you may start with an OYL provided template, you are encouraged to adapt it to best suit your club's needs. A well written constitution should include:

- A list of core executive positions and their responsibilities
- Guidelines for meetings and AGMs
- Rules on membership, quorum, and decision-making
- A process for making future changes

In addition, when writing your constitution, ensure your language is clear and consistent. If something is a firm requirement, use words like “*shall*” to reflect that.

For suggestions or preferences, items that are encouraged but not required, your wording should make this distinction clear. In these cases, use terms like “*ought*” or “*may*” to indicate flexibility.

You may also add positions or committees specific to your club’s goals. For instance, a campus club may create a **First-Year Representative** or **Policy Chair**, while a riding club might add a **Community Outreach Director**. These additions can help your executive structure reflect the priorities of your members.



Stylized sample constitutions provided by the University of Toronto Young Liberals (left) and Western University Liberal Association (right)

Amending Your Constitution

Changes to your constitution can only be made at your Annual General Meeting. Advanced notice of amendments must be given to members, and voted on in the AGM itself. This process ensures that any changes are transparent, democratic, and supported by the membership.

The Future Starts with You

As a Young Liberal, you are more than a participant. You are a catalyst for progress. Your ideas, energy, and leadership help shape not only the future of the Ontario Liberal Party, but the future of our province. In return, you gain the chance to grow your skills, broaden your network, and make a tangible impact in your community and beyond. Here's how to stay engaged and make the most of the journey ahead:

Engage Locally and Province Wide

Explore events near you by visiting ontarioliberal.ca/events. Encourage your club to attend, volunteer, and connect with others. Whether in your riding or across Ontario, there's always a way to get involved.

Let Your Passion Lead

Volunteering opens doors. It allows you to build experience, grow your network, and become part of something bigger. Local campaigns and associations are always looking for passionate, motivated youth—show them what you bring to the table.

Connect with Your Regional Coordinator

Your Regional Coordinator and Riding or Student Director are here to support your growth. They can connect you with resources, opportunities, and the broader movement, helping you and your club leave a lasting mark.

Use Available Resources

This handbook is just the beginning. The OYL provides tools, templates, and guidance to help you lead effectively. Stay connected and use what's available to you.

Stay Informed

Watch your inbox and follow OYL and OLP on social media for the latest news, opportunities, and events. Staying informed is the first step toward staying empowered.

Remember, your voice matters. Through your leadership and engagement, you help shape a more hopeful, more progressive Ontario. The future begins with those bold enough to build it, and that begins with you.

OYL BRANDING GUIDE

The Ontario Young Liberals Branding Guide is your go-to resource for representing the OYL identity with consistency and professionalism. Below, you'll find details on our official colors, typography, logos, and design assets to help ensure our visual identity remains strong and consistent across all platforms.

Primary Colour:



Secondary Colour:



Colour Blend:

[Click this link to download the OYL Official colour blend](#)

Typography:

This is the Montserrat Font Family.

Click [here](#) to download

This is the Poppins Font Family.

Click [here](#) to download

This is the Anton Font Family.

Click [here](#) to download

Logos & Graphics

Below are the OYL logos and products available for use. All products are available in .SVG format, so the colour can be changed to suit your needs.

Any OYL logos, including the trillium, must be approved by the **Communications Director** before they can be used in any printed or social media content.

To request approval, please contact **Shyan Hayder** at shayder@oyl.org. Your request will be reviewed in a timely manner.


Primary Logo:

 OYL Logo Main.svg

Secondary Short-Form Logo (English):

 Short Logo EN

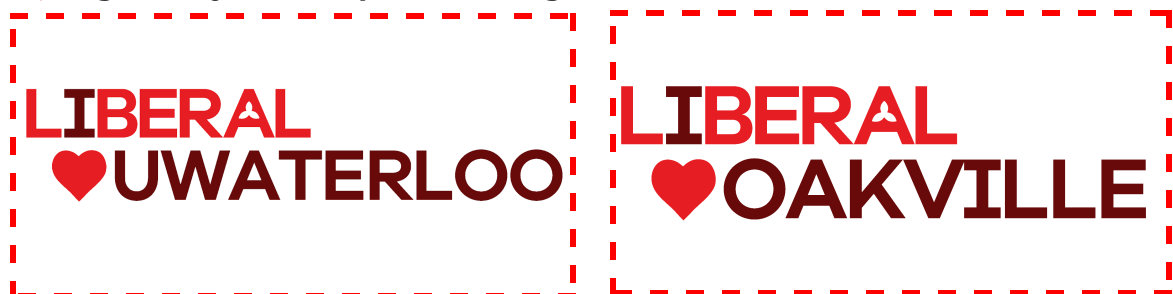
Secondary Short-Form Logo (French):

 Short Logo FR.svg

OYL Trillium:

 OYL Trillium.svg

I ♥ Signs for your Campus or Riding club:



Customized **I ♥ Signs** graphics can be created for your campus or riding club upon request. Please email Shyan Hayder, Communications Director, at shayder@oyl.org with your request, and we will provide the graphic promptly

Print Assets and Banners Request:

The OYL has retractable stand-up banners and other assets for clubs to use on request. You can request for these assets by reaching out to Shyan Hayder, Communications Director, at shayder@oyl.org. Please send in your request 5 business days prior to desired use for the banner (social, policy conference, etc.) to allow for shipping and preparation time.

If you're interested in purchasing OYL-branded print materials (such as creating your own stand-up banner for your club), please reach out to Shyan Hayder, Communications Director, at shayder@oyl.org. Shyan can assist you with design options and help create custom materials to suit your club's needs.

Club Logos and Branding:

OYL clubs are welcome to design their own logos and visual identity. For help with design or branding guidelines, contact the OYL Communications Director.

Conclusion

Whether you're organizing your first event, leading a team, developing policy, or advocating for the values you believe in, your contributions are essential to the success of the Ontario Young Liberals and the Ontario Liberal Party. Every action you take, big or small, adds to the movement and helps shape the future of our province.

As you begin this journey, embrace both the challenges and the opportunities with confidence. You are not alone. Across Ontario, a community of passionate, like-minded young leaders stands ready to support, collaborate, and grow alongside you. Wherever your work takes you, whether on campus, in your riding, or across the province, you'll find tools, training, and guidance to help you succeed.

Your time as a Young Liberal is just beginning, and the potential for positive change is boundless. Together, we have the power to shape policies, influence decisions, and champion the causes that matter most to us and our communities. This guidebook is designed to be your companion as you navigate your path, offering practical advice, key resources, and inspiration to make your work even more impactful.

On behalf of the Ontario Young Liberal Executive, we want to extend our deepest gratitude for your dedication, passion, and unwavering commitment to making a difference. Your enthusiasm and hard work are the driving force behind the progress we seek. We are excited to see the incredible accomplishments you'll achieve and the positive changes you will bring to Ontario. The future of the Ontario Liberal Party is in your hands, and we can't wait to see what you do next!

Let's make a lasting impact—together.

2024-25 Executive Contacts

Name	Role	Contact
Palwashah Ali	President	pali@oyl.org
Keagan McNeil	Executive Vice-President	kmcneil@oyl.org
MacKenzie Collings	Vice-President (Organization)	mcollings@oyl.org
Bruce Baker	Vice-President (French)	bbaker@oyl.org
Cameron Miranda-Radbord	Vice-President (Equity)	cmirandaradbord@oyl.org
Lauren Wilkinson	Treasurer	lwilkinson@oyl.org
Shyan Hayder	Communications Director	shayder@oyl.org
Stacy Kiseliouk	Riding Director	skiseliouk@oyl.org
Tréden Roseau	Student Director	troseau@oyl.org
Soobin Sung	Community Engagement Director	ssung@oyl.org
Hamza Kamal	Policy Director	hkamal@oyl.org
Emma Fortunato	Election Readiness Director	efortunato@oyl.org
COORDINATORS		
Ewan Wilton	Central West Regional Coordinator	ewilton02@gmail.com
Laura Page	Central East Regional Coordinator	laurapage2002@gmail.com
Daniel Mojarrab	Central North Regional Coordinator	danielmichael387@gmail.com
Jonah Rosen	Toronto (E/D/EY) Regional Coordinator	jonahmrosen@gmail.com
Daniel Park	Toronto (Y/N/YS) Regional Coordinator	danielxpark06@gmail.com
Gilvan Greig-Clarke	South West Regional Coordinator	greigclarke@isp.ca